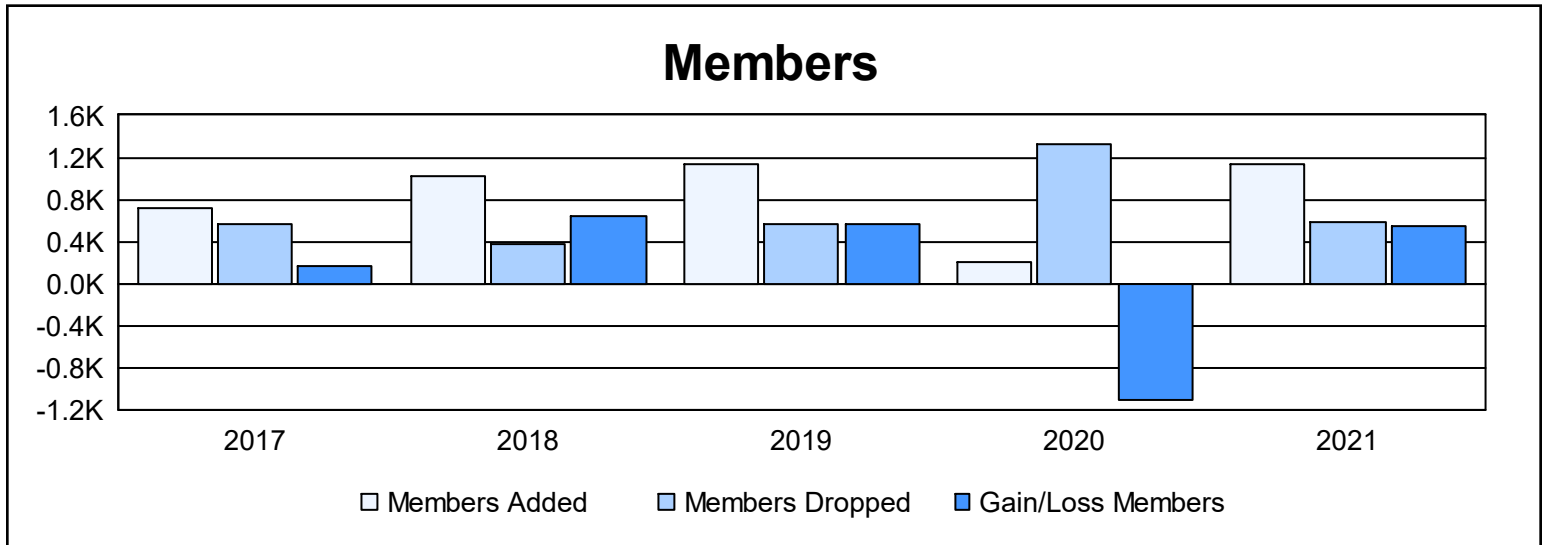
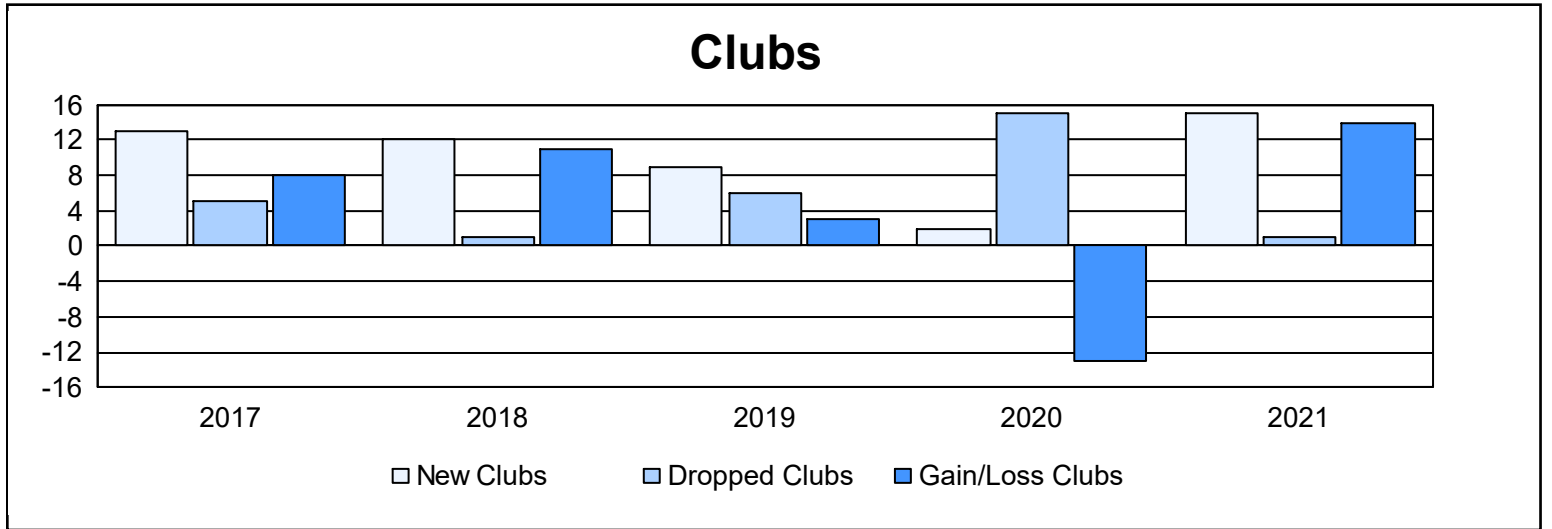
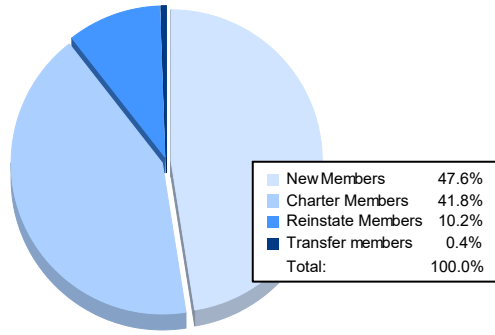


Year	New Clubs	Dropped Clubs	Gain/ Loss Clubs	New Members	Charter Members	Reinstate Members	Transfer Members	Total Member Added	Total Members Dropped	Gain/ Loss Members
2016-2017	13	5	8	411	264	37	6	718	555	163
2017-2018	12	1	11	622	315	71	4	1,012	366	646
2018-2019	9	6	3	831	241	55	8	1,135	571	564
2019-2020	2	15	-13	102	58	39	10	209	1,323	-1,114
2020-2021	15	1	14	539	474	115	5	1,133	588	545
<b>Average</b>	<b>10</b>	<b>6</b>	<b>5</b>	<b>501</b>	<b>270</b>	<b>63</b>	<b>7</b>	<b>841</b>	<b>681</b>	<b>161</b>



### Membership Composition June 2021 Cumulative



### Gender Composition June 2021 Cumulative

